

# **SERVICE MANUAL**

**RG 140.B GRADER**  
**RG 170.B VHP GRADER**  
**RG 200.B GRADER**

**75314407**  
**English**



# RG 140.B - RG 170.B VHP - RG200.B GRADERS

## Service Manual

### 75314407

## Table of Contents

Description	Section No.	Form No.
<b>General</b>		
	<b>Tab 1</b>	
Section Index - General		6-46520
Standard Torque Specifications	1001	6-46530
Fluids and Lubricants	1002	6-46540
Metric Conversion Chart	1003	6-46550
<b>Tools</b>		
	<b>1005</b>	
Loctite Product Chart		
<b>Engines</b>		
	<b>Tab 2</b>	
Section Index - Engines		6-46560
For Engine Repair, See the Engine Service Manual		
<b>Fuel System</b>		
	<b>Tab 3</b>	
Section Index - Fuel System		6-46590
For Fuel System Repair, See the Engine Service Manual		
<b>Electrical</b>		
	<b>Tab 4</b>	
Section Index - Electrical		6-46600
Removal and Installation of Starter and Alternator	4001	6-42320
Electrical Diagram	4002	6-46620
Batteries	4003	6-42330
Alternator - 45 Ampere	4008	6-42360
<b>Steering</b>		
	<b>Tab 5</b>	
Section Index - Steering		6-46660
Front wheel, axle & wheel lean	5002	6-46780
Steering Control Valve	5003	6-46690
Steering Priority Valve	5004	6-46700
<b>Power Train</b>		
	<b>Tab 6</b>	
Section Index - Power Train		6-46730

# RG 140.B - RG 170.B VHP - RG200.B GRADERS

## Service Manual

### 75314407

## Table of Contents

Description	Section No.	Form No.
Transmission Specifications, Pressure Checks, and Troubleshooting RG140.B-RG170.B VHP	6002	6-46750
Transmission Specifications, Pressure Checks, and Troubleshooting RG200.B	6002	6-46750
Transmission-RG140.B-RG170.B VHP	6003	6-46760
Transmission-RG 200.B	6	6-46760
Limited slip rear axle-RG 140.B - RG 170.B VHP	6005	6-46760
Rear axle with differential lock-RG 140.B - RG170.B VHP - RG 200.B	6005	6-46780
Tandem drive limited slip rear axle-RG 140.B - RG 170.B VHP	6006	6-46790
Tandem drive differential hydraulic lock-RG 170.B VHP - RG 200.B	6006	6-46790
<b>Brakes</b>	<b>Tab 7</b>	
Section Index- Brakes		6-46810
Hydraulic brakes troubleshooting	7002	6-46830
Brake pedal valve and system	7003	6-46840
<b>Hydraulics</b>	<b>Tab 8</b>	
Section Index - Hydraulics		6-46810
Removal and installation of hydraulic components	8001	6-46870
<b>Mounted Equipment</b>	<b>Tab 9</b>	
Section Index - Mounted Equipment		6-46930
Air Conditioning Troubleshooting Refrigerant	9002	6-46950
Air Conditioner System Operating instructions	9003	6-46960
Removal and Installation of Air Conditioning Components For Systems with HFC-134a Refrigerant	9004	6-46970
Rear Ripper	9007	6-47010
Frame, articulation joint, circle and scarifier	9008	6-47000
Front Blade	9009	6-47030
ROPS Cab	9010	6-47030
Cab Glass Installation	9011	6-47040

**NOTE:** CNH Latin America reserves the right to make improvements in design or changes in specifications at any time without incurring any obligation to install them on units previously sold.

# SECTION INDEX

## GENERAL

<b>Section Title</b>	<b>Section Number</b>
Standard Torque Specifications .....	1001
Fluids and Lubricants .....	1002
Metric Conversion Chart .....	1003
Loctite Product Chart .....	
Service Tools .....	1005



# Section

# 1001

## STANDARD TORQUE SPECIFICATIONS

## TABLE OF CONTENTS


TORQUE SPECIFICATIONS - DECIMAL HARDWARE .....	3
TORQUE SPECIFICATIONS - METRIC HARDWARE .....	4
TORQUE SPECIFICATIONS - STEEL HYDRAULIC FITTINGS .....	5
TORQUE SPECIFICATIONS - STEEL HYDRAULIC FITTINGS .....	6


**NOTE:** NEWHOLLAND reserves the right to make improvements in design or changes in specifications at any time without incurring any obligation to install them on units previously sold.



## TORQUE SPECIFICATIONS - DECIMAL HARDWARE

Use the torques in this chart when special torques are not given. These torques apply to fasteners with both UNC and UNF threads as received from suppliers dry, or when lubricated with engine oil. Not applicable if special graphities, Molydisulfide greases, or other extreme pressure lubricants are used.

Grade 5 Bolts, Nuts, and Studs		
		
Size	Pound-Inches	Newton metres
1/4 inch	108 to 132	12 to 15
5/16 inch	204 to 252	23 to 28
3/8 inch	420 to 504	48 to 57
Size	Pound-Feet	Newton metres
7/16 inch	54 to 64	73 to 87
1/2 inch	80 to 96	109 to 130
9/16 inch	110 to 132	149 to 179
5/8 inch	150 to 180	203 to 244
3/4 inch	270 to 324	366 to 439
7/8 inch	400 to 480	542 to 651
1.0 inch	580 to 696	787 to 944
1-1/8 inch	800 to 880	1085 to 1193
1-1/4 inch	1120 to 1240	1519 to 1681
1-3/8 inch	1460 to 1680	1980 to 2278
1-1/2 inch	1940 to 2200	2631 to 2983


Grade 8 Bolts, Nuts, and Studs		
		
Size	Pound-Inches	Newton metres
1/4 inch	144 to 180	16 to 20
5/16 inch	288 to 348	33 to 39
3/8 inch	540 to 648	61 to 73
Size	Pound-Feet	Newton metres
7/16 inch	70 to 84	95 to 114
1/2 inch	110 to 132	149 to 179
9/16 inch	160 to 192	217 to 260
5/8 inch	220 to 264	298 to 358
3/4 inch	380 to 456	515 to 618
7/8 inch	600 to 720	814 to 976
1.0 inch	900 to 1080	1220 to 1465
1-1/8 inch	1280 to 1440	1736 to 1953
1-1/4 inch	1820 to 2000	2468 to 2712
1-3/8 inch	2380 to 2720	3227 to 3688
1-1/2 inch	3160 to 3560	4285 to 4827


**NOTE:** Use thick nuts with Grade 8 bolts.

## TORQUE SPECIFICATIONS - METRIC HARDWARE

Use the following torques when specifications are not given.

These values apply to fasteners with coarse threads as received from supplier, plated or unplated, or when lubricated with engine oil. These values do not apply if graphite or Molydisulfide grease or oil is used.

<b>Grade 8.8 Bolts, Nuts, and Studs</b>		
		
Size	Pound-Inches	Newton metres
M4	24 to 36	3 to 4
M5	60 to 72	7 to 8
M6	96 to 108	11 to 12
M8	228 to 276	26 to 31
M10	456 to 540	52 to 61
Size	Pound-Feet	Newton metres
M12	66 to 79	90 to 107
M14	106 to 127	144 to 172
M16	160 to 200	217 to 271
M20	320 to 380	434 to 515
M24	500 to 600	675 to 815
M30	920 to 1100	1250 to 1500
M36	1600 to 1950	2175 to 2600

<b>Grade 10.9 Bolts, Nuts, and Studs</b>		
		
Size	Pound-Inches	Newton metres
M4	36 to 48	4 to 5
M5	84 to 96	9 to 11
M6	132 to 156	15 to 18
M8	324 to 384	37 to 43
Size	Pound-Feet	Newton metres
M10	54 to 64	73 to 87
M12	93 to 112	125 to 150
M14	149 to 179	200 to 245
M16	230 to 280	310 to 380
M20	450 to 540	610 to 730
M24	780 to 940	1050 to 1275
M30	1470 to 1770	2000 to 2400
M36	2580 to 3090	3500 to 4200

### Grade 12.9 Bolts, Nuts, and Studs



Usually the torque values specified for grade 10.9 fasteners can be used satisfactorily on grade 12.9 fasteners.

Please click here and go  
back to our website.

**BUY NOW**

Then Instant Download the  
Complete Manual.

Thank you very much!